


INSTRUCTION MANUAL



LED panel

DEGA PANEL S1 III



Reproduction of these operating instructions or parts thereof in any form without the prior written permission of DEGA CZ s.r.o. is prohibited



Company DEGA CZ s.r.o. reserves the right to change the specifications of the hardware and software described in this manual at any time without notice


Company DEGA CZ s.r.o. shall not be liable for damages resulting from the use of the device

Contents


For your safety	2
Technical details.....	2
Operating and storage conditions	2
Product description.....	2
Installation and connection of cabling.....	3
1. Installation	3
2. Electric wiring.....	3
General warranty conditions	4

For your safety


Beware of static electricity

 Electronic components are sensitive to static electricity. Do not touch them directly - risk of damage!


The device is designed for installation by a trained person

 The product is intended for installation by a certified technician only. The manufacturer is not liable for damages caused by incorrect or improper handling.


In the event of a malfunction, unplug the unit immediately

 If you notice any unusual odor or smoke coming out of the product, disconnect it from the power supply, the backup battery, and any additional devices. Continued operation may result in personal injury or property damage. After disconnecting, have the device inspected by an authorized service or manufacturer.


Do not disassemble the product and avoid contact of water with internal components

 Contact with internal components of the product may result in electric shock. In the event of a fault, have the product repaired exclusively by a certified service center. Contact of internal components with water may cause a short circuit in the device and its consequent damage, property damage or injury.


Use suitable cable types

 To ensure product compliance, use only the recommended cables described in this manual to connect the product to other devices or power supply.

Dispose of the product with respect to the environment

 Dispose of the product in accordance with the applicable environmental legislation or send it to the manufacturer for disposal.

The product is intended for use in a non-explosive environment

 Risk of explosion if installed in a potentially explosive environment.

Technical details

Power voltage:	24 V/0,25 A DC
Cabling:	2 x 1 mm recommended, smaller cross section must take voltage drop into account
Weight:	0,8 kg
Dimensions without grommets:	506 x 206 x 38 mm (WxHxD)

Operating and storage conditions

Ambient temperature:	-20 °C up to +60 °C
Relative humidity:	0-95 % RV
Air pressure:	80-120 kPa
Degree of cover protection:	IP 54
Environment of use:	BE1 - environment with no explosion hazard


Product description

DEGA PANEL S1 III – illuminated panel used to inform the operator of the imminent gas leak. No text is visible when idle.

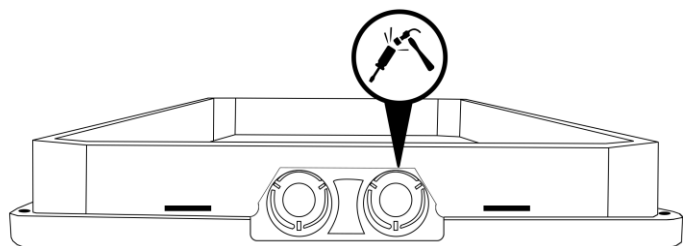
Installation and connection of cabling

1. Installation


Loosen the screws



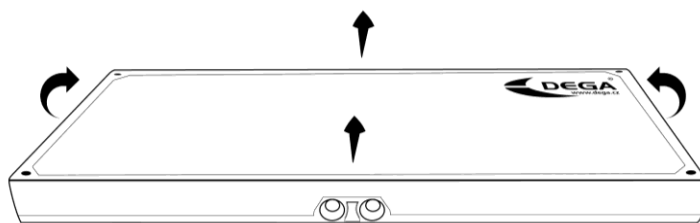
Using a screwdriver, cut openings for PG11 grommets at the desired location



Screw together



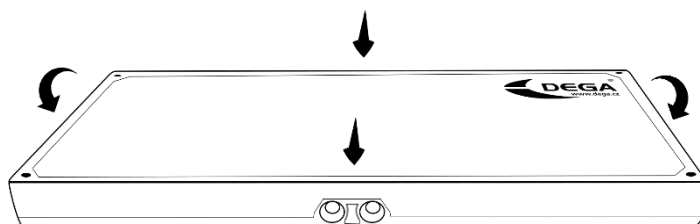
Release from the latches around the perimeter of the panel and lift the lid



Fasten to the wall with 4 screws

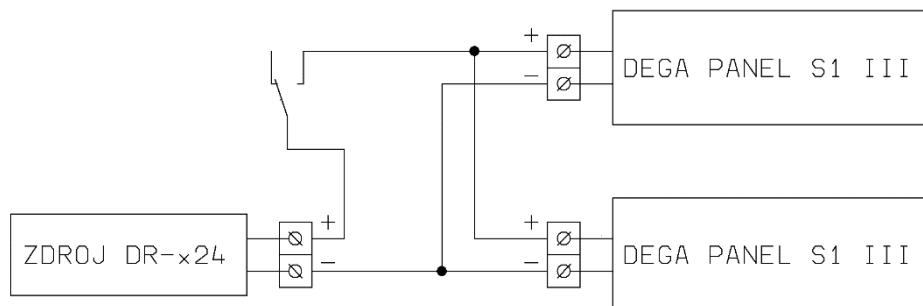
Connect according to the diagram – see the electrical connection

Put on the lid, snap the latches

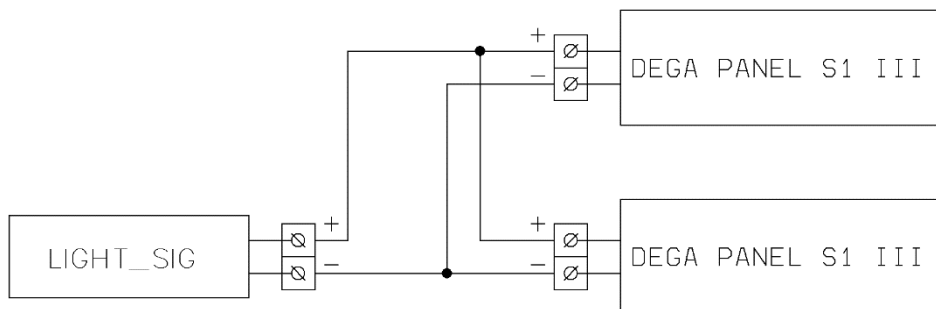


2. Electric wiring

a) On any relay



b) On light_sig output



In this connection, it is necessary to respect the current load of the source of the control unit.

General warranty conditions

If the installation, operation and maintenance instructions are followed, the manufacturer grants a 24-month warranty from the date of receipt of the product. If the purchased product is to be commissioned by an entity other than the seller, the warranty period will start from the date of commissioning of the product, provided the buyer ordered commissioning within three weeks of receipt. The customer expressly acknowledges that during the warranty period exceeding the warranty period stipulated by the Commercial Code (statutory warranty period) it is not possible to request a replacement of the product or to withdraw from the purchase contract.

1. When claiming a product, it is necessary to submit proof of purchase of the item containing the following information: name and surname, name and business name of the seller, its identification number; in the case of a legal entity - name, identification number, and registered office; in the case of a natural person - first name, surname, place of residence, and warranty card if the buyer has received it from the seller. Failure to fulfill the obligations relating to the issue of the guarantee certificate shall not affect the validity of the guarantee.
2. The product (only complete equipment is accepted for warranty repair) during the warranty period can be claimed only from the seller where it was purchased, then the seller is obliged to hand over this product to an authorized service or manufacturer.
3. The prerequisite for recognition of rights under warranty is the installation of the product by an authorized person with a valid certificate from the manufacturer.
5. Complaints about a product defect, which can be remedied reasonably quickly without consequences, will be resolved by removing the defect (repair) or replacing a part of the product since in such a case it contradicts the nature of the thing to change the whole product (§ 616, paragraph 4 of the Commercial Code).
6. The buyer who enforces the right to warranty repair is not entitled to the issue of parts that have been replaced.
7. The warranty can be extended for a period of up to 48 months and extended beyond the scope of the warranty by concluding an individual warranty contract. More information can be obtained at a specific business meeting.

This warranty does not apply to:

- a transmitter that **has not been commissioned by a certified technician** with a valid manufacturer's certificate or by the manufacturer
- a transmitter on which **calibration and functional checks have not been regularly performed** by a certified service center with a valid certificate or by the manufacturer
- damage caused by fire, water, static electricity, overvoltage in the utility or public grid, accident, improper use of the product, wear and tear and mechanical damage,
- soiling the device sensors and cleaning them
- damage caused by **improper installation, adjustment, modification** or use in an improper manner incompatible with the operating instructions, technical standards or safety regulations in force in the Czech Republic
- damage to the product during transport caused by improper manipulation or handling of the product in violation of the operating instructions
- DEGA products that **have been used with other than original DEGA products, including consumables or accessories**
- **calibration of sensors**, i.e. setting detection limits
- **wear or destruction of the transmitter sensors, including the need for replacement**
- quickly wearable parts and consumables (e.g. sensor removal key, gasket, etc.) that are damaged by normal wear and tear during operation and to wear of the product and its parts due to normal use.

The complete wording of the General Terms and Conditions and the Complaints Procedure can be found at www.dega.cz

Manufacturer: DEGA CZ s.r.o., Malešická 2850/22c, 130 00 Prague 3, the Czech Republic
VAT ID: CZ 279 029 43, ID: 279 02 943; Phone: +420 774 447 660, E-mail: info@dega.cz, Web: www.dega.cz

© 2023 DEGA CZ s.r.o.



User Manual ver.: 2023.08.18.

